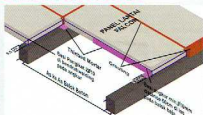


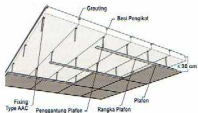
## DETAIL SAMBUNGAN ANTAR PANEL LANTAI DI BALOK BETON



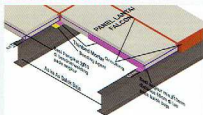
## DETAIL LUBANG PADA PANEL LANTAI FALCON



## DETAIL PEMASANGAN PLAFON PADA PANEL LANTAI FALCON



## DETAIL SAMBUNGAN ANTAR PANEL LANTAI DI BALOK BAJA




## DIMENSI PANEL LANTAI FALCON



- Panjang ( p ) : 1470 ; 1720 ; 1970 ; 2220 2470 ; 2720 ; 2970 mm
- Lebar ( w ) : 600 mm
- Tebal ( t ) : 125 mm

## DETAIL TUMPUAN PANEL LANTAI FALCON



Balok Baja (  $A \geq 6,5$  CM )

Balok Beton Bertulang (  $A \geq 8,5$  CM )

## PENGUJIAN PANEL LANTAI FALCON

MATERIAL	DIMENSI (m)	HASIL PENGUJIAN					
		PCRACK (kg)	MCRACK (kg.m)	BEBAN AREA (kg/m <sup>2</sup> )	PULT (kg)	MULT (kg.m)	BEBAN AREA (kg/m <sup>2</sup> )
PANEL LANTAI	2,975 x 0,6 x 0,125	1200	542.500	920.380	2550	1207.063	2047.850
		1100	497.292	843.680	2550	1152.813	1955.810

